



**MITSUBISHI
MOTORS**

TRITON

BORN TO ROAM THE HIGH COUNTRY TODAY,
AND TURN UP FOR A HARD DAY'S WORK TOMORROW.
MUSCULAR WITH BOUNDLESS ENERGY
AT THE TOP OF ITS GAME, THIS IS THE TRUCK
THAT'S EARNED ITS REPUTATION AS
THE KING OF THE BEASTS.



Tough as stone.

SQUARE AND TOUGH, ROCK OR SHINGLE,
THIS BEAST IS UP FOR THE DAILY GRIND.



TRITON, HOW GOOD.

» THE FULL PACKAGE.

Triton is the full package of power, off-road capability, technology and safety. Designed to achieve a 5-star safety rating, the Beast is crammed full of advanced safety features, a powerful new diesel engine with AdBlue, Mitsubishi's 4WD Super Select II system and extraordinary levels of driver and passenger comfort.

» BY THE NUMBERS.

The beating heart of this Triton is its 2.4 litre intercooled bi-turbo diesel engine delivering 8.6 litres per 100km* and punching out 150kW and 470Nm of torque. Add a 3.5 tonne braked tow capacity and you've got a truck that ticks all the boxes.

» DRIVE ANYWHERE.

Mitsubishi's envied 4WD Super Select II makes Triton supremely capable on road and off. It's so good, 4WD can be engaged on sealed roads at highway speeds. 7 terrain modes, manual rear diff lock and tyre pressure monitoring,** plus a lot more, add up to a confident, sure-footed drive.

» LOADED WITH LUXURY.

From the outside it's all Beast, but step inside and it's like a luxury SUV. Triton welcomes you into its quiet, ergonomically designed cabin with comfort on hand at every touch.

On VRX, the heated steering wheel and heated front seats, push-button start and wireless phone charging bring well-deserved luxury at the end of a hard day.



» MODEL SHOWN TRITON VRX in Pitch Black with optional accessories.

*2WD models only. Fuel economy and range figures are based on the ADR 81/02 test for combined urban/extra urban driving, calculated to WLT-3P. Please note that actual on-road fuel consumption will vary depending on traffic conditions, vehicle load and individuals' driving styles.

** Available on VRX models.

No road necessary.



Drive Mode.

TRITON IS FITTED WITH MITSUBISHI'S TRUSTED 4WD SUPER SELECT II. ON 4WD MODELS, THE 4WD SUPER SELECT SYSTEM IS EASILY OPERATED VIA THE DRIVE MODE DIAL IN THE CENTRE CONSOLE.



» MODEL SHOWN TRITON GLX-R in Graphite Grey with optional accessories.



Optional accessories shown.

» SUPER SELECT II (ABOVE)
Command multiple terrain conditions with just 3 centrally positioned soft-touch controls.

» 7 DRIVE MODES & PICTORIAL VISUAL DISPLAY (RIGHT)
Enhance Triton's traction with the off-road selector switch. 7 surface conditions are pictorially displayed on the multi-information display.



Triton offers a full complement of 7 terrain modes to ensure nothing stands in your way. Gravel, sand, mud, rock or snow, this Beast will confidently tackle any surface you point it at. Off-road, Triton feels sure-footed regardless of the task. Features like Manual Rear Diff-Lock and the awesome Hill-Descent Control mode deftly manage your progress crawling up, over and down the landscape.

Capable of running in 4WD on sealed roads at highway speeds puts Triton way out in front. Try doing that in some other ute and you could kiss goodbye to your transmission

and your warranty. Then there's Active Yaw Control. First developed for the rally legend Mitsubishi Evo, Active Yaw Control maximises every millisecond of each tyre's grip on the road, improving handling and safety.

It's testament to Triton's construction that, despite all this technology, it's covered by New Zealand's best Powertrain Warranty. The entire drivetrain is covered for 10 years / 160,000km, with a 5 year / 130,000km new vehicle warranty and 5 years Premium Roadside Assist.



Exceed the dress code.

WITH ROOM FOR ALL THE CLUBS AND YOUR MATES,
YOU'LL SCORE POINTS FOR COMFORT AND ATTITUDE.

» MODEL SHOWN TRITON VRX in Pitch Black with optional accessories.

A good day's work. Give that man a Triton.

ARRIVING ON THE WORK SITE YOU WANT TO BE SURE YOU HAVE THE RIGHT MACHINE FOR THE JOB. TRITON IS BUILT TOUGH AND BIG SO THAT IT GETS THE JOB DONE FIRST TIME.

With at least a 1,000kg payload and a widened tray across the range, carrying capacity isn't in question.


Under the hood lurks a 2.4 litre bi-turbo diesel power plant equipped with the addition of AdBlue®, bringing emissions down to Euro 6B standards.

We get that when you're running your own business, fuel economy takes on greater importance, so Triton 2WD delivers 8.6 L/100km.

Under your right foot is an impressive 150kW of power, delivering 470Nm of torque. That's enough to give this Beast a 3.5 tonne tow capacity.



» MODEL SHOWN TRITON VRX in Pitch Black with optional accessories.



The engine's twin turbos allow peak torque to be delivered from low speeds making acceleration smooth and towing easy.

Inside you'll find a luxurious well-appointed interior. A welcome comfort at the end of a long day. A combination metre cluster with speedometer, tachometer and 7-inch multi-information display along with a 9-inch navigation and smartphone link display screen, sit in front of you. On GLX-R and VRX, charge your phone without a cable by simply placing it in the charge space in the centre console.

Launch mode.



Tow it like you own it.



» MODEL SHOWN TRITON VRX in Pitch Black with optional accessories.

With 15,000km of coastline, it's no wonder boating is New Zealand's most popular recreational activity. Over 15% of Kiwi families own their own boats and this is where Triton comes in.

The new Mitsubishi Triton is the perfect addition to your boating family, with room for 5, seated in comfort, all your gear in the tray and your boat on the back. When you tow your boat with a Triton, it's not just you being careful.

You can safely tow up to 3.5 tonnes braked because Triton has a wrap-around toolbox of towing aids to take care of your pride and joy on the journeys to and from the water.

For starters, the reversing camera makes hitching up easy, so you no longer need someone waving their arms behind you. Rear Cross Traffic Alert and Multi-Around View Monitor warn you of any pedestrians or obstacles around you as you reverse.


Tyre pressures become super important when towing, so the Beast's tyre pressure monitoring system* keeps an eagle-eye on that for you too.

Underway, you have safety features watching over your rig like Trailer Stability Assist, Active Yaw Control, Active Stability and Traction Control.

* Available on VRX models.



» TYRE PRESSURE MONITORING SYSTEM
Check tyre pressures without leaving the cabin.



Inside VRX, you and your passengers will enjoy the ride to the marina in next-level premium comfort. A leather-trimmed wide cabin with dual-zone climate control, rear air circulation vents, heated steering wheel and heated front seats make this Beast feel more SUV than Ute.



» VRX MODEL SHOWN.

further left you'll take in the wide horizon line of the accent-stitched slimline dash and the front passenger area.

Between you, the centre console presents you with controls to the Beast's exceptional Super Select II 4WD system, gear lever and dual-zone climate controls along with the ever-important twin coffee cup holders. Speaking of cup holders, there are 6*, along with 4 bottle holders* too.

Twin glove boxes and a central deep storage bin provide additional hideaway storage space to tidy away your stuff.

* Available on VRX models.




» PUT IT THERE (TOP)
Wireless phone charging in the centre console.

» ADDITIONAL STORAGE FOR REAR SEAT PASSENGERS (ABOVE)
You'll find room for your stuff in the seat pocket in front of you.

» HIDEAWAY DASH-MOUNTED CUP HOLDERS* (BELOW)
Coffee now? It's all right you've got this.

Wide-open spaces.

YOU MIGHT WONDER HOW IT'S POSSIBLE TO HAVE PRACTICALITY AND LUXURY AT THE SAME TIME. WELL, SETTLE IN BEHIND THE WHEEL AND THAT'S EXACTLY WHAT YOU'RE LOOKING AT.



One press of the push-button start and an exciting world of supreme capability and ergonomically designed luxury comes to life all around you.

On VRX, the leather-trimmed seat you're sitting on is power-adjustable 6 ways. If it's chilly, both front seats can be heated. While you're warming up, turn on the 3-spoke heated-leather steering wheel and put your smartphone in the wireless charging space.

Directly ahead of you, you'll see the 7-inch multi-information display that provides all your driver and vehicle monitoring information. Just to the left is the 9-inch navigation information and entertainment screen, and looking



» VRX MODEL SHOWN.

Safety gear.

ANY DAY OUT ON THE TRAILS YOU EXPECT TO PROTECT YOURSELF.
ANY DAY OUT IN THE BEAST IS NO DIFFERENT.

Each time you head out, Triton's structural and electronic safety features link to protect you, your passengers and those near your vehicle.

To start with, Triton is built on a tough, rigid steel chassis designed to direct energy away from passengers in a collision. Add to that 8 airbags, rear-door child safety locks, rear seat ISOFix and Speed Sensing Door Locks and you can check those off the list.

Making negotiating tight spaces easier, you have audio parking sensors, a rear-view camera and a multi-around view monitor with movement detection, all displayed on the 9-inch infotainment screen in front of you.

Underway, you're joined by driver aids like Adaptive Cruise Control, Lane Departure Warning, Blind Spot Warning and Hill-Start Assist to name just a few. Making sure your Triton maintains maximum grip levels, Active Stability and Active Yaw control and Electronic Brake Distribution, along with ABS and Traction Control have all got your back.

In all, the Beast has over 20 safety features built in to its solid frame.

Just like in the natural world there is safety in numbers. It's the sum of all these parts that makes Triton, The King of the Beasts.






» **CLEANER RUNNING**
AdBlue reduces harmful nitrogen oxide emissions in the exhaust and converts them to less harmful nitrogen and water.



» **MODEL SHOWN TRITON VRX in Pitch Black.**

And another thing.




» (ABOVE) **INTERIOR COMFORTS**
The interior has been refined to give greater comfort and reduce stress and fatigue on long journeys.

» (TOP RIGHT) **DETAILS. DETAILS**
Premium leather interior with contrasting orange stitching on VRX.

» (MIDDLE RIGHT) **ERGONOMICALLY DESIGNED**
Triton offers improved air conditioning performance, reaching the desired temperatures quickly, no matter the outside conditions.

» (RIGHT) **THE HEART OF THE BEAST**
The powerful 2.4 litre Bi-Turbo diesel engine features 'twin-stage' turbo charging that provides peak torque.

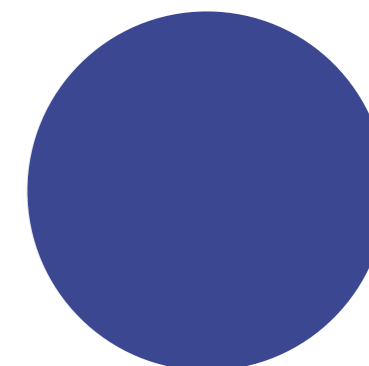
Detailing.




» **BLADE SILVER**




» **CARDRONA**




» **IMPULSE BLUE**




» **DEEP BRONZE**




» **INFERNO**



» **GRAPHITE GREY***



» **PITCH BLACK***



» **YAMABUKI ORANGE***



» **WHITE DIAMOND****

*VRX only available in Graphite Grey, Pitch Black, Yamabuki Orange and White Diamond.
 **White Diamond is only available on VRX for an additional \$500.

Triton Single Cab



2WD GLX CHASSIS & 4WD GLX CHASSIS

- | | |
|--|--|
| <ul style="list-style-type: none"> + 4N16 2.4L Bi-Turbo Diesel Engine + 6 Speed Auto + Manual Rear Diff Lock + Advanced Safety Suite + 17-Inch Alloy Wheels with All-Terrain Tyres + Heavy-Duty Suspension + Auto High Beam + Rain-Sensing Wipers + Power Lumbar Support + Vinyl Floor + 9-Inch SDA Navigation System + Android Auto & Wireless Apple Car Play + Reverse Camera | <p>4WD FEATURES</p> <ul style="list-style-type: none"> + Super Select II 4WD System + Hill Descent Control + Active Yaw Control + Drive Mode Selector |
|--|--|

Triton Double Cab



2WD GLX CHASSIS & WELLSIDE

- | | |
|--|---|
| <ul style="list-style-type: none"> + 4N16 2.4L Bi-Turbo Diesel Engine + 6-Speed Auto + Manual Rear Diff Lock + Advanced Safety Suite + 17-Inch Alloy Wheels with All-Terrain Tyres + Heavy-Duty Suspension + Auto High Beam | <ul style="list-style-type: none"> + Rain-Sensing Wipers + Power Lumbar Support + 9-Inch SDA Navigation System + Android Auto & Wireless Apple CarPlay + Reverse Camera + Vinyl Floor |
|--|---|



4WD GLX CHASSIS & WELLSIDE

- | | |
|---|---|
| <ul style="list-style-type: none"> + 4N16 2.4L Bi-Turbo Diesel Engine + 6-Speed Auto + Manual Rear Diff Lock + Advanced Safety Suite + 17-Inch Alloy Wheels with All-Terrain Tyres + Heavy-Duty Suspension + Auto High Beam + Rain-Sensing Wipers + Power Lumbar Support + 9-Inch SDA Navigation System | <ul style="list-style-type: none"> + Android Auto & Wireless Apple CarPlay + Reverse Camera + Super Select II 4WD System + Hill-Descent Control + Active Yaw Control + Drive Mode Selector + Vinyl Floor |
|---|---|

Triton Double Cab



2WD GLX-R CHASSIS & WELLSIDE

- | | |
|---|---|
| <ul style="list-style-type: none"> + 4N16 2.4L Bi-Turbo Diesel Engine + Sports Type Suspension + Black High-Grade Style Grille + Chrome Front Bumper Garnish, Door Handles & Wing Mirrors + Led Headlights, DRLs & Fog Lights + Privacy Glass + 18-Inch Alloy Wheels | <ul style="list-style-type: none"> + Silver Accent & Soft Touch Interior with Upper Glove Box Lid + Carpet Floor + Keyless Operating System (KOS) with Push Button Start + Dual-Zone Climate Control + Leather Steering Wheel + Smartphone Wireless Charger |
|---|---|



4WD GLX-R CHASSIS & WELLSIDE

- | | |
|---|--|
| <ul style="list-style-type: none"> + Sports-Type Suspension + Black High-Grade Style Grille + Chrome Front Bumper Garnish, Door Handles & Wing Mirrors + LED Headlights, DRLs & Fog Lights + Privacy Glass + 18-Inch Alloy Wheels + Silver Accent & Soft-Touch Interior with Upper Glove Box Lid + Carpet Floor | <ul style="list-style-type: none"> + Keyless Operating System (KOS) with Push-Button Start + Dual-Zone Climate Control + Leather Steering Wheel + Smartphone Wireless Charger + Super Select II 4WD System + Hill-Descent Control + Active Yaw Control + Drive Mode Selector |
|---|--|



2WD VRX CHASSIS & WELLSIDE

- | | |
|--|--|
| <ul style="list-style-type: none"> + Body Colour High-Grade Style Grille + Black Front Bumper Garnish, Door Handles & Wing Mirrors + Black Roof Rails + Black Wheel Arch Flares + Black 18-Inch Alloy Wheels + Leather-Trimmed Seats with Orange Stitching | <ul style="list-style-type: none"> + Dark Titanium Accent & Soft-Touch Interior with Orange Stitching + Black Headlining + Rear Air Circulator + Tyre Pressure Monitoring System + Heated Front Seats & Steering Wheel + Power Driver's Seat Adjustments (6 Way) |
|--|--|



4WD VRX CHASSIS & WELLSIDE

- | | |
|--|--|
| <ul style="list-style-type: none"> + Body Colour High-Grade Style Grille + Black Front Bumper Garnish, Door Handles & Wing Mirrors + Black Roof Rails + Black Wheel Arch Flares + Black 18-Inch Alloy Wheels + Leather Seats with Orange Stitching + Dark Titanium Accent & Soft-Touch Interior with Orange Stitching + Black Headlining | <ul style="list-style-type: none"> + Rear Air Circulator + Tyre Pressure Monitoring System + Heated Front Seats & Steering Wheel + Super Select II 4WD System + Hill-Descent Control + Active Yaw Control + Drive Mode Selector + Power Drivers Seat Adjustments (6 Way) |
|--|--|

Specifications

	2WD AUTO		
	SINGLE CAB GLX	GLX	DOUBLE CAB GLX-R
TRAY STYLE	Cab Chassis	Wellside (Cab Chassis)	Wellside (Cab Chassis)
MODEL CODE	XV2GLX22	XV2GLX47 (XV2GLX42)	XV2GLXR47 (XV2GLXR42)
INTERIOR CONT.			
SPEED-SENSING DOOR LOCK	■	■	■
SUNVISORS			
DRIVER WITH TICKETHOLDER	■	■	
DRIVER WITH VANITY MIRROR & LID & TICKETHOLDER			■
PASSENGER VANITY MIRROR & LID & TICKETHOLDER	■	■	■
SUNGLASSES HOLDER	■	■	■
INTERIOR RETRACTABLE GRAB HANDLES	■	■	■
ENTRY /EXIT GRIPS ON PILLAR			
A PILLAR	■	■	■
B PILLAR		■	■
CUP HOLDERS			
2X CENTRE CONSOLE	■	■	■
2X 2ND ROW CENTRE ARMREST		■	■
2X POP-OUT			■
BOTTLE HOLDERS 4 (ALL DOORS)	■	■	■
INTERIOR LAMPS/ ILLUMINATION			
FRONT MAP LAMP	■	■	■
ROOM LAMP		■	■
DOOR TRIM ILLUMINATION (FRONT DOORS)			■
SMARTPHONE WIRELESS CHARGER			■
USB PORTS			
2X ON INSTRUMENT PANEL	■	■	■
2X ON REAR CENTRE CONSOLE			■
12V ACCESSORY SOCKET			
REAR CENTRE CONSOLE		■	■
INSTRUMENT PANEL	■	■	■
AIR CONDITIONING			
CLIMATE CONTROL	■	■	
DUAL-ZONE CLIMATE CONTROL			■
AIR CIRCULATOR			
SAFETY & SECURITY			
ANTI-THEFT ENGINE IMMOBILISER	■	■	■
DRIVER & PASSENGER / FRONT SEAT-MOUNTED SIDE / SIDE CURTAIN / DRIVER KNEE / FRONT SEAT-MOUNTED CENTRE SRS AIRBAGS	■	■	■
FRONT 3-POINT SEATBELT WITH EMERGENCY LOCKING RETRACTOR (ELR) (WITH FORCE LIMITER & PRETENSIONER (DRIVER X2)) AND ADJUSTABLE ANCHOR (SINGLE CAB: FIXED ANCHOR)	■	■	■
REAR SEAT 3-POINT SEATBELT WITH EMERGENCY LOCKING RETRACTOR (ELR) (WITH FORCE LIMITER & PRETENSIONER*) *2ND ROW CENTRE SEAT IS NOT INCLUDED		■	■
SEATBELT REMINDER - ALL SEATS	■	■	■
LOWER ANCHOR & TETHER ANCHOR FOR ISO-FIX CHILD SEAT (FOR 2ND ROW SEAT X 2)		■	■
ABS, HILL START ASSIST, BRAKE ASSIST SYSTEM, ELECTRONIC BRAKE DISTRIBUTION, EMERGENCY STOP SIGNAL, AUTOMATIC POST-COLLISION BRAKING SYSTEM, ACTIVE STABILITY & TRACTION CONTROL & ACTIVE LSD (BRAKE CONTROL TYPE)	■	■	■
HILL DESCENT CONTROL (HDC)			
ADAPTIVE CRUISE CONTROL (ACC)	■	■	■
FORWARD COLLISION MITIGATION (WITH PEDESTRIAN/ CYCLIST DETECTION & JUNCTION ASSIST)	■	■	■
LANE DEPARTURE WARNING (LDW)	■	■	■
LANE DEPARTURE PREVENTION (LDP)	■	■	■
EMERGENCY LANE ASSIST (ELA)	■	■	■
REAR CROSS TRAFFIC ALERT (RCTA)	■	■	■
FRONT CROSS TRAFFIC ALERT (FCTA)	■	■	■
REAR-VIEW CAMERA	■	■	■
MULTI AROUND VIEW MONITOR WITH MOVING OBJECT DETECTION (MOD)		■ (-)	■ (-)
TRAFFIC SIGN RECOGNITION SYSTEM (TSR)	■	■	■
SPEED LIMITER	■	■	■
BLIND SPOT WARNING (BSW) WITH LANE CHANGE ASSIST (LCA)	■	■	■
REAR AUTOMATIC EMERGENCY BRAKING (REAR AEB)		■ (-)	■ (-)
DRIVER ATTENTION ALERT (DAA)	■	■	■
DRIVER MONITORING SYSTEM (DMS)	■	■	■

	4WD AUTO			
	2WD AUTO DOUBLE CAB VRX	SINGLE CAB GLX	GLX	DOUBLE CAB GLXR
Wellside (Cab Chassis)	Cab Chassis	Wellside (Cab Chassis)	Wellside (Cab Chassis)	Wellside (Cab Chassis)
XV2VRX47 (XV2VRX42)	XV6GLX22	XV6GLX47 (XV6GLX42)	XV6GLXR47 (XV6GLXR42)	XV6VRX47 (XV6VRX42)
INTERIOR CONT.				
SPEED-SENSING DOOR LOCK	■	■	■	■
SUNVISORS				
DRIVER WITH TICKETHOLDER	■	■		
DRIVER WITH VANITY MIRROR & LID & TICKETHOLDER			■	■
PASSENGER VANITY MIRROR & LID & TICKETHOLDER	■	■	■	■
SUNGLASSES HOLDER	■	■	■	■
INTERIOR RETRACTABLE GRAB HANDLES	■	■	■	■
ENTRY /EXIT GRIPS ON PILLAR				
A PILLAR	■	■	■	■
B PILLAR		■	■	■
CUP HOLDERS				
2X CENTRE CONSOLE	■	■	■	■
2X 2ND ROW CENTRE ARMREST		■	■	■
2X POP-OUT			■	■
BOTTLE HOLDERS 4 (ALL DOORS)	■	■	■	■
INTERIOR LAMPS/ ILLUMINATION				
FRONT MAP LAMP	■	■	■	■
ROOM LAMP		■	■	■
DOOR TRIM ILLUMINATION (FRONT DOORS)				■
SMARTPHONE WIRELESS CHARGER				■
USB PORTS				
2X ON INSTRUMENT PANEL	■	■	■	■
2X ON REAR CENTRE CONSOLE				■
12V ACCESSORY SOCKET				
REAR CENTRE CONSOLE		■	■	■
INSTRUMENT PANEL	■	■	■	■
AIR CONDITIONING				
CLIMATE CONTROL	■	■	■	■
DUAL-ZONE CLIMATE CONTROL				■
AIR CIRCULATOR				■
SAFETY & SECURITY				
ANTI-THEFT ENGINE IMMOBILISER	■	■	■	■
DRIVER & PASSENGER / FRONT SEAT-MOUNTED SIDE / SIDE CURTAIN / DRIVER KNEE / FRONT SEAT-MOUNTED CENTRE SRS AIRBAGS	■	■	■	■
FRONT 3-POINT SEATBELT WITH EMERGENCY LOCKING RETRACTOR (ELR) (WITH FORCE LIMITER & PRETENSIONER (DRIVER X2)) AND ADJUSTABLE ANCHOR (SINGLE CAB: FIXED ANCHOR)	■	■	■	■
REAR SEAT 3-POINT SEATBELT WITH EMERGENCY LOCKING RETRACTOR (ELR) (WITH FORCE LIMITER & PRETENSIONER*) *2ND ROW CENTRE SEAT IS NOT INCLUDED		■	■	■
SEATBELT REMINDER - ALL SEATS	■	■	■	■
LOWER ANCHOR & TETHER ANCHOR FOR ISO-FIX CHILD SEAT (FOR 2ND ROW SEAT X 2)		■	■	■
ABS, HILL START ASSIST, BRAKE ASSIST SYSTEM, ELECTRONIC BRAKE DISTRIBUTION, EMERGENCY STOP SIGNAL, AUTOMATIC POST-COLLISION BRAKING SYSTEM, ACTIVE STABILITY & TRACTION CONTROL & ACTIVE LSD (BRAKE CONTROL TYPE)	■	■	■	■
HILL DESCENT CONTROL (HDC)		■	■	■
ADAPTIVE CRUISE CONTROL (ACC)	■	■	■	■
FORWARD COLLISION MITIGATION (WITH PEDESTRIAN/ CYCLIST DETECTION & JUNCTION ASSIST)	■	■	■	■
LANE DEPARTURE WARNING (LDW)	■	■	■	■
LANE DEPARTURE PREVENTION (LDP)	■	■	■	■
EMERGENCY LANE ASSIST (ELA)	■	■	■	■
REAR CROSS TRAFFIC ALERT (RCTA)	■	■	■	■
FRONT CROSS TRAFFIC ALERT (FCTA)	■	■	■	■
REAR-VIEW CAMERA	■	■	■	■
MULTI AROUND VIEW MONITOR WITH MOVING OBJECT DETECTION (MOD)	■ (-)		■ (-)	■ (-)
TRAFFIC SIGN RECOGNITION SYSTEM (TSR)	■	■	■	■
SPEED LIMITER	■	■	■	■
BLIND SPOT WARNING (BSW) WITH LANE CHANGE ASSIST (LCA)	■	■	■	■
REAR AUTOMATIC EMERGENCY BRAKING (REAR AEB)	■ (-)		■ (-)	■ (-)
DRIVER ATTENTION ALERT (DAA)	■	■	■	■
DRIVER MONITORING SYSTEM (DMS)	■	■	■	■

While we have made every effort to ensure that the specifications are correct at the time of printing, Mitsubishi product is constantly developing. We reserve the right to change the specifications, colours and prices of models and items within this brochure. For current specifications always contact your Mitsubishi dealer.

10 | 5 YEAR | YEAR DIAMOND ADVANTAGE

A VERY WELL MADE WARRANTY

There's no better protection for your new Mitsubishi than our **Diamond Advantage Warranty**. Whichever Mitsubishi you see yourself in, wherever the road takes you, you'll be thoroughly covered from bumper to bumper.

Our **Diamond Advantage Warranty** comprises a **10 year / 160,000 km powertrain warranty** that covers everything from engine to axle; a **5 year / 130,000 km new vehicle warranty**; and **5 years' Premium Roadside Assist**, which looks after you if the unexpected should happen. It's the warranty designed for complete peace of mind.

Visit **mmnz.co.nz** for terms and conditions